



FINNFOREST PLYWOOD

Wood – We do

finnforest

About Us

Metsäliitto is among the biggest forest industry groups in the world. Its five business areas include wood supply, wood products industry, pulp production and producing of paper and paperboard as well as tissue paper. Its sales are about 8.6 billion euro. With almost 30,000 employees, the Metsäliitto Group parent company Metsäliitto Cooperative and subsidiaries Metsä-Botnia, M-real and Metsä Tissue have own presence in 30 countries.

The Group's parent company Metsäliitto Cooperative has some 131 000 members who together own 48% of the private forests in Finland. Metsäliitto Cooperative procures more than 33 million cubic metres of wood raw material each year, of which two thirds is procured from Finland, mainly from Metsäliitto's owner-members' forests. Russia is the largest wood supply area outside Finland. In addition, Metsäliitto procures wood from the Baltic States, Sweden, Germany and France.

The Metsäliitto Group takes care of the procurement of the raw material used for manufacturing plywood and assumes responsibility for ensuring that financial, social and environmental issues are taken into consideration in forest management, timber felling and wood procurement. This ensures that the procurement of raw materials is in accordance with the principles of sustainable development.



Finnforest plywood products are manufactured at Finnforest mills in Suolahti and Punkaharju.




Metsäliitto Cooperative's core business areas are wood supply and the wood products industry. Metsäliitto Cooperative's wood products industry – **Finnforest** – is one of the largest in the forest products sector in Europe. The company operates in over 20 countries and supplies wood-based products, systems and services to customers in the building and construction, industrial, and distribution and retail sectors. Finnforest was merged with Metsäliitto Cooperative 31.3.2006. In 2005, the wood product industry's sales were some EUR 2 billion.

Plywood has a secure future

RAW MATERIAL IS RENEWABLE

Finnforest is responsible for the mechanical wood product industry within the Metsäliitto Group. Metsäliitto takes care of the procurement of the raw material used for manufacturing plywood. The raw material, which is produced through a PEFC certified procurement process, represents the highest quality available. In addition, the future supply of the logs used to manufacture plywood is guaranteed through Finland's forestry act, passed in 1886. Post-logging forest growth is quickly initiated, either through the use of sapling planting methods or by promoting natural forest renewal processes.

Through general use of wood-based structures and therefore plywood in construction processes, greenhouse gas emissions can be permanently limited and restricted. Plywood is, therefore, also an ecological solution.




The structure of plywood forms the basis for a number of versatile products

Plywood is a warm and beautiful material. Its raw material, wood, is a renewable natural resource and one of the construction materials that has been awarded environmental certification.


Our plywood products are manufactured at Finnforest mills in central and eastern Finland.

The raw material used for manufacturing plywood consists of either uniform quality birch or spruce. These raw materials combined with Finnish woodworking excellence guarantee that plywood panels are high quality products with a variety of different applications.

The plywood manufactured by Finnforest is strong, its surface durable, easy to work with and easy to handle. The plywood panels withstand rough handling, wear and tear, humidity and bruising.



STANDARD PANEL THICKNESS





Finnforest is a strong and reliable partner on the way from forest to industrial end use applications.

The manufacture of plywood begins with the peeling of logs into veneers. The veneers are then glued together, layer by layer, using the natural strength of the wood's grain with the objective of creating rigid, strong wooden panels. The excellent strength characteristics of the panel products are verified through meticulous quality control processes.

The production of good, solid plywood products that are able to withstand extreme weather conditions is ensured by using phenolformaldehyde resin in the gluing process.

Finnforest's range of panel thicknesses, sizes and types has been created through a Finnish plywood production tradition that has continued for more than one hundred years. Active R & D work and extensive traditions have shaped our production processes to meet the continuously developing requirements of our modern customers.

Our variety of plywood surfacing materials offers a range of diverse solutions for all kinds of different applications.

FINNFOREST BIRCH PLYWOOD

Finnforest Birch plywood is a high-quality Finnish plywood product, which can be used for a wide range of applications. Finnforest Birch plywood is made of cross-bonded 1.4 mm thick veneers. The panels are sanded on both sides and their surface is smooth, hard and durable. Finnforest Birch plywood is characterised by excellent strength and rigidity-related properties, so therefore it performs best in applications demanding high strength and rigidity. Finnforest Birch plywood has also good resistance to humidity, it is easy to reprocess and easy to handle. Finnforest Birch plywoods can be further processed using different types of film overlay. The properties of the panels surface can be improved or the pattern on the panel surface altered, depending on the intended application. The coating technology used in our mills represents the highest quality in the field.



FINNFOREST FORM PLYWOOD

is a birch plywood, in which both sides are overlaid with phenol film and the edges are sealed. Finnforest Form plywood is the formwork panel of choice for smooth-surfaced concrete elements. It can also be used as a multi-purpose, maintenance-free sheathing panel for the transportation vehicle industry and for the agricultural sector.

FINNFOREST DECK PLYWOOD

is a phenol film-overlaid plywood, in which a rough wire mesh pattern has been imprinted during the coating phase. The rough surface of Finnforest Deck plywood makes it a highly durable, multi-purpose floor panel.

FINNFOREST MEL PLYWOOD

is a birch plywood which has a white melamine film overlay and whose edges have been sealed. Finnforest Mel plywood is maintenance-free with multiple applications. It is suitable for use in the construction and transportation industries as well as for hoardings and signs.

FINNFOREST FLOOR PLYWOOD

is a birch plywood in which the surface has been treated with a mesh wire patterned, multi-coat film overlay. The rough surface of the Finnforest Floor plywood makes it a highly durable floor panel. Finnforest Floor plywood is suitable for applications requiring a secure, long-lasting friction surface.

FINNFOREST FREIGHT PLYWOOD

is a birch plywood, in which the surface has been overlaid with a unique multi-coat surfacing film. During the surfacing phase, the plywood panel's wearing surface has been imprinted with a raised pattern. Finnforest Freight plywood is suitable for use as a floor panel in the transportation industry and other demanding applications.

FINNFOREST MATT PLYWOOD

is phenol film overlaid birch plywood with matte non reflective surface. This is a benefit for e.g. stage builders as the stages are usually painted or varnished in order to prevent light from reflecting from the surface.

**FINNFOREST SONEX PLYWOOD**

is a birch plywood sandwich panel with good sound-absorbing properties. Its main end use is in passenger transportation industry for example bus and train floors. Sonex panel is a composite structure made out of veneers and sound absorbing material. Sonex panels can be easily machined and surface treated like standard birch plywood.

FINNFOREST FORM ULTRA PLYWOOD

is a strong and highly durable birch plywood panel for concrete shuttering. Finnforest Ultra panel is overlaid with a thick special plastic overlay. The number of reuses of the Ultra panel can be double or triple compared to standard concrete shuttering plywood. It can be easily machined and is as easy to fix as standard birch plywood.

FINNFOREST DIAMOND PLYWOOD

is a birch plywood, in which the surface has a diamond patterned, multi-coat film overlay. During the surfacing phase, the plywood panel's wearing surface has been imprinted with a raised pattern. Finnforest Diamond plywood is suitable for use as a floor panel in the transportation industry and other very demanding flooring applications.

FINNFOREST BIRCH PLYWOOD, INTERIOR

is a thin-veneered birch plywood glued using a transparent adhesive. It is suitable for applications requiring laser cutting, such as manufacture of toys and die-boards for the packaging industry.

FINNFOREST LASER PLYWOOD

is a birch plywood product overlaid with a special transparent film overlay. Finnforest Laser plywood is primarily intended for applications where laser cutting is required, such as manufacture of toys and die-boards for the packaging industry.

FINNFOREST SP PLYWOOD

is a birch plywood overlaid with a weather-proof painting base whose edges have been sealed. Finnforest SP plywood is a product that offers its user a reliable, crack-resistant painting base suitable for both indoor and outdoor use.

**FINNFOREST SQUARE AND STRIPE PLYWOOD**

is a birch plywood for interior decoration. The surface of the Square and Stripe panels has been treated with oil wax that protects it against sun light and adds a glossy finish to the birch surface. The surface treatment does not, however, interfere with wood's natural ability to regulate a room's humidity level. In addition, the panels contribute to good acoustics. This decorative plywood is easy to install in homes or offices.

KINGSIZE PLYWOODS

are extra large panels extended in the direction of the surface grain through the use of a special jointing method. Using a scarf joint, the coated and uncoated birch plywood panels can be extended even into 12 m long panels.

MACHINED PLYWOODS

Finnforest's CNC machined plywoods are suitable for use in the production of shaped structural solutions. Profiled plywoods are a component of Finnforest's daily service. The transportation vehicle industry and the construction industry require precisely machined plywood components.

Birch plywood

Technical information

PANEL SIZES

1200/1250/1500 mm x
1200//1250/1500/1800/2100/2400/2500/2650/2700/3000/
3600 mm

1220/1525 mm x
1220/1525/2440/3050/3660 mm

Maximum size of the KingSize panels: 12,000 x 2,700 mm

* Other sizes available on request.

PANEL TOLERANCES

Length/width	< 1000 mm	Tolerance	±1 mm
	1000...2000 mm		± 2 mm
	> 2000 mm		± 3 mm
Squareness of panels			± 0.1% or ± 1mm/m
Straightness of panel edges			± 0.1% or ± 1mm/m

* different tolerances must be agreed separately case by case

* moisture content of the product affects its dimensions

GLUING

Finnforest plywood panels are glued with weather and boil-proof phenolic resin adhesive. The plywood panel gluing process meets the requirements of the following standards: EN 314-2/class 3, DIN 68705 Teil 3/BFU 100 and (former) BS 6566 Part 8/Type WBP (1985).

Interior bonding meets the requirements of the following standards: EN 314-2/Class 1 (former) BS 6566 Part 8/Type INT and type MR, DIN 68705 Teil 3/BFU 20 and (former) IW-67.

In addition to the quality control processes of Finnforest mills, the Technical Research Centre of Finland (VTT) continuously monitors the quality of the plywood panel gluing process.

STANDARD PACKAGES

Number of panels per pallet (pcs)	
Size, mm	Thickness, mm
1500/1525 x 2400...3660	4 6.5 9 12 15 18 21 24 27 30 35 40 45 50
1200/1220/1250 x 3000...3660	150 90 65 50 40 35 30 25 20 15 10 10
1500/1525 x 1500...2135	
1200/1220/1250 x 1200...2750	240 140 100 75 60 50 45 40 35 30 25 20 20

THICKNESSES, STRUCTURES, TOLERANCES AND WEIGHTS

BIRCH, Structural ply thickness 1,4 mm (sanded)

Nominal thickness	Number of plies	Thickness tolerances ¹⁾		Weight ²⁾
		mm	pcs	
4	3	3,5	4,1	2,7
6,5	5	6,1	6,9	4,4
9	7	8,8	9,5	6,1
12	9	11,5	12,5	8,2
15	11	14,3	15,3	10,2
18	13	17,1	18,1	12,2
21	15	20,0	20,9	14,3
24	17	22,9	23,7	16,3
27	19	25,2	26,8	18,4
30	21	28,1	29,9	20,4
35	25	33,5	35,5	23,8
40	29	38,8	41,2	27,2
45	32	43,6	46,4	30,6
50	35	48,5	51,5	34,0

1) The thickness tolerances fulfil the requirements of standard EN 315 and are in part more stringent than the official requirements.

2) Weights are based on the mean density of birch plywood 680 kg/m³ (at relative humidity of 65%).

Special structures and thicknesses are available on request.

SURFACE QUALITIES

I (B)	I/III (B/BB)	I/IV (B/WG)	II (S)	II/III (S/BB)
II/IV (S/WG)	III (BB)	III/IV (BB/WG)	IV (WG)	
I	(B)	– lacquering grade		
II	(S)	– painting grade		
III	(BB)	– standard grade (plugged)		
IV	(WG)	– reverse grade		

USER SAFETY

The formaldehyde emission levels of Finnforest Birch plywood are low and the plywood panels fulfil the requirements of the highest class (E1) of standard EN 13986. In Finland, construction materials are also classified on the basis of their emission level and Finnforest Birch plywood belongs to the best class, M1.

QUALITY CONTROL, CE-MARKING AND APPROVALS

In addition to Finnforest's own quality control, the Technical Research Centre of Finland VTT oversees production operations and the internal quality control at Finnforest plywood mills. External plywood quality control is conducted according to standard EN 13986 and its CE-marking rules in co-operation with VTT, which is the Notified Body of CE-marking system. The EN ISO 9001:2000 Quality Management system is also applied. All Finnforest plywood products are CE-marked. Markings are printed either on the packages or on the other side of a panel. In addition to this there are application specific approvals available.

Finnforest Plywood Types

FINNFOREST SPRUCE PLYWOOD

Finnforest Spruce plywood is an economical, general-purpose construction panel made from 3.0 mm thick veneers. It is ideal for both interior and exterior construction work. Its long-grained thick veneer structure gives the plywood panel considerable strength and rigidity. The plywood panels are light, easy to work with, easy to saw and easy to nail – all these properties considered being among the most significant advantages of using plywood in construction work. Finnforest spruce plywood can withstand impact and other forms of bruising and it is also resistant to humidity.

ROOF SHEATHING

Finnforest Spruce plywood is an ideal panel for use as a sheathing in roof structures. It is a strong and natural construction material that fulfils the requirements of all the relevant standards and building regulations.



Profiled and precisely dimensioned, Finnforest Spruce plywood panels are quickly converted into even and durable surfaces, for example as support plates under a roofing. The dimensionally stable panels are easy to fit together and they can also be used as a safe working surface during the installation of the roofing. A smooth surface under the roofing also improves durability and makes the installation easier. In the case of attic spaces, the plywood panels may also stay uncovered. Plywood panels located in an unheated space are recommended to be treated with anti-mould agent throughout.

Finnforest Spruce plywood is lightweight, which makes working on roofs easier. When working with roof panels made of Finnforest Spruce plywood, the strength properties of the plywood enable longer spans of the load-bearing beams, which generates savings in terms of the primary structures.

FLOORING

Finnforest Spruce plywood is a strong and durable flooring panel and it is well suited for use as an assembly substrate for different surface materials, both in the case of new constructions and renovation work. The smooth and uniform

surface of the panels is an ideal foundation for parquet floors, carpeting and floor tiles. Finnforest Spruce plywood panels can also be used on their own as ready floors in warehouses and other similar applications.

The strong and rigid Finnforest Spruce plywood flooring panels have a good load-bearing capacity. Especially the small deflections of the panels make the use of longer spans possible, which in turn helps save construction material. Wood as a natural material provides sound and thermal insulation as well as being pleasant to the touch. Tongue-and-groove profiled Finnforest Spruce panels are excellent material for building floating floor structures.

WALL SHEATHING

Finnforest Spruce plywood panels are a versatile wall construction material, suitable for both partition walls and load-bearing shearwalls. In exterior walls, the plywood panels can be used for the hidden structures as well as wind-protective panels.

When Finnforest Spruce plywood panels are used for both exterior and interior panelling work, the wall structures will have good rigidity and load-bearing capacity. Used together, the frame and the plywood panels form a precisely dimen-



sioned and rigid box-type structure. Finnforest Spruce plywood wall structures are also quick and easy to line and insulate. The fire resistance of the plywood structures can be improved by using suitable incombustible insulation materials.

RENOVATION WORK

Finnforest Spruce plywood is an excellent material for repairing and recasting old buildings. The panels are easy to work with and handle at the construction site. They are quickly installed, even in the case of difficult structures, and easy to handle, even in limited working space. Modifications to partition walls, levelling of floors as well as both exterior and interior surfacing work are all easy to carry out using Finnforest Spruce plywood panels.

PACKAGING

Finnforest Spruce plywood is well suited for the packaging industry due to its properties. The panels can be manufactured into durable transport crates, cargo containers, protective panels for packages and other special packages. One unbeatable advantage of using plywood panels as packaging materials is the fact that they are recyclable and therefore environmentally friendly.

CONCRETE FORMWORK

Finnforest Spruce plywood is a good shuttering panel due to its strength, rigidity and dimensional stability. Finnforest Spruce plywood is at its best when used in arched casting and other on-site casting work. When used with appropriate care, Finnforest Spruce plywood panels can be used several times. The thermal insulation capacity of the wood evens out changes in temperature, which in turn helps concrete to harden more evenly. The construction of casting moulds from spruce plywood is quick and economical.

OTHER USES

Finnforest Spruce plywood is also suitable for use in the vehicle industry and in the manufacture of containers, coaches and trailers. The plywood panels can also be used for making hoardings for construction sites, pedestrian bridges,



construction platforms and a number of other applications where the natural characteristics of wood are valued. Finnforest Spruce plywood also has several different applications in carpentry and woodworking, where it is used for a number of tasks requiring strength, rigidity and ease of machining.

MAJOR ADVANTAGES

- Resistance to humidity of Finnforest Spruce plywood panels.
- Finnforest Spruce plywood panels are easy to machine and fasten using conventional woodworking tools and methods.
- Finnforest Spruce plywood acts simultaneously as a load-bearing material and stiffening element.
- Finnforest Spruce plywood panels are suitable for both construction professionals and DIY builders.
- Rigid structures and impermeable joints prevent damage to lining and insulation materials. The overall rigidity of plywood walls is the most apparent in the case of large buildings.
- When used for wall panelling, Finnforest Spruce plywood is an ideal surface for further fixing of heavy items.
- Profiled Finnforest Spruce plywood panels make for quick construction work.

Spruce plywood

Technical Information

PANEL SIZES

Standard size:	2440 x 1220 mm
Special sizes:	2440 x 1200 mm 2400 x 1200 mm 2500 x 1250 mm

* The first measurement refers to the length in the grain direction of the surface veneers.

* other sizes available on request

PANEL TOLERANCES

Length/width < 1000 mm	Tolerance ±1 mm
1000...2000 mm	± 2 mm
> 2000 mm	± 3 mm
Squareness of panels	± 0.1% or ± 1mm/m
Straightness of panel edges	± 0.1% or ± 1mm/m

* different tolerances must be agreed separately case by case

* moisture content of the product affects its dimensions

GLUING

Finnforest Spruce plywood panels are glued with weather and boil-proof phenolic resin adhesive. The gluing process meets the requirements of the EN 314-2/class 3, (former) BS 6566 Part 8/Type WBP (1985), DIN 68705 Teil 3 BFU/100 and JAS/Structural plywood/Class 2 standards.

In addition, the Technical Research Centre of Finland (VTT) continuously monitors the quality of the gluing process.

STANDARD PACKAGES

Thickness, mm	Pcs/package
9	110
12	85
15	65
18	55
21	45
24	40
27	35
30	30

THICKNESSES, STRUCTURES, TOLERANCES AND WEIGHTS

SPRUCE, Structural veneer thickness 3,0 mm (sanded)

Nominal thickness	Number of plies	Thickness tolerances ¹⁾		Weight ²⁾
		min.mm	max.mm	
mm	pcs			kg/m ²
9	3	8,8	9,5	4,1
12	4	11,5	12,5	5,5
15	5	14,3	15,3	6,9
18	6	17,1	18,1	8,3
21	7	20,0	20,9	9,7
24	8	22,9	23,7	11,0
27	9	25,2	26,8	12,4
30	10	28,1	29,9	13,8

¹⁾ The thickness tolerances fulfil the requirements of standard EN 315 and are in part more stringent than the official requirements.

²⁾ Weights are based on the mean density of spruce plywood 460 kg/m³ (at relative humidity of 65%).

BFU 100 constructions available with 2.6 mm veneer thickness on special request.

Special structures and thicknesses are available on request.

SURFACE QUALITIES

- Grade II : sound surface, might be repaired with filler. Unrepaired defects with a Ø max. 5 mm are permitted.
- Grade III+: open defects repaired with filler.
- Grade III: standard quality, with open defects such as knotholes and veneer checks.
- Primary grade combinations are II/III and III/III.
- Quality class descriptions RT 22-10731 (2000)
- Also available with both long edges tongued & grooved

USER SAFETY

The formaldehyde emission levels of Finnforest Spruce plywood are low and the plywood panels fulfil the requirements of the highest class (E1) of standard EN 13986. In Finland, construction materials are also classified on the basis of their emission level and Finnforest Spruce plywood belongs to the best class, M1.

QUALITY CONTROL, CE-MARKING AND APPROVALS

In addition to Finnforest's own quality control, the Technical Research Centre of Finland VTT oversees production operations and the internal quality control at Finnforest plywood mills. External plywood quality control is conducted according to standard EN 13986 and its CE-marking rules in co-operation with VTT, which is the Notified Body of CE-marking system. The EN ISO 9001:2000 Quality Management system is also applied. All Finnforest plywood products are CE-marked. Markings are printed either on the packages or on the other side of a panel. Finnforest Spruce softwood plywood has TECO-approval for USA and JAS-approval for Japan.

Applications for plywood products

APPLICATIONS	PLYWOODS SUITABLE FOR DIFFERENT APPLICATIONS															
	Birch plywood	Spruce	Form	Deck	Floor	Diamond	Top	SP	Mel	KingSize	Sonex	Sonex light	Matt	Freight	Ultra	Square & Stripe
CONCRETE AND BUILDING																
Formwork systems and precast moulds			x							x			x		x	
Large forms			x							x						
On-site formwork		x	x	x						x					x	
Shaped formwork			x													
Exterior and interior walls		x	x													
Doors and door surfaces	x	x						x	x							
Floors	x	x	x	x						x						
Foundation panels for roofing		x														
Beams, roof structures	x	x						x								
Other construction structures	x	x	x	x	x	x	x	x	x	x						
Construction scaffolding	x	x		x	x											
Factory/warehouse floors	x	x		x	x					x						
Intermediate and mezzanine levels			x	x	x	x	x		x	x				x		
Loading platforms			x	x	x					x						
Driving ramps				x	x					x						
Pedestrian bridges			x	x	x					x						
Work site accomodation and shelters		x	x						x	x						
Small-scale structures		x	x													
Arctic structures	x	x	x	x	x			x		x						
Interior roofs and walls																x
Interior roofs for agricultural buildings		x	x						x							
Interior sheathing for agricultural buildings		x	x						x							
Furnishings for agricultural buildings		x	x	x	x				x	x						
Exterior walls for agricultural buildings		x	x						x							
Doors and sliding doors for agricultural buildings			x						x		x					
Silos: animal feed, grains, fertilisers		x	x							x						
Floors for sport arenas	x															
Squash courts	x								x	x						
Sport arenas	x		x	x	x	x	x	x	x	x						
Auditorium structures			x	x		x	x	x	x							
Walking boards	x													x		
Industrial applications: working platforms and tables			x													
TRANSPORT																
Truck and lorry floors	x			x	x	x	x			x	x	x			x	
Trailer floors	x			x	x	x	x			x				x		
Swap body floors	x			x	x					x						
Box van bodies	x	x	x	x	x	x	x		x	x	x	x	x	x		
Bus floors	x	x	x	x						x	x	x				
Light-weight trailers			x	x	x	x	x	x	x	x				x	x	
Horse transportation vehicles			x	x	x				x	x				x	x	
Sideboards for vehicle platforms			x						x	x				x		
Van			x	x	x				x	x	x	x		x		
Caravans, mobile homes	x	x	x	x	x	x	x	x	x		x	x		x		
Agricultural vehicles			x	x	x				x	x	x					
Railway carriages. Walls	x		x						x							
Railway carriages. Floors	x			x	x					x	x	x				
Car decks on ships				x	x					x						
LNG carriers, cargo containment	x															
Cold storage cargo holds	x			x	x											
Cargo hold panelling			x						x	x						
Boat construction	x		x	x						x						
Container floors	x			x	x						x					
Special containers	x		x	x	x				x	x	x					
Ferry trailer floors				x	x											
Transport/flight cases		x	x	x					x	x				x		
Industrial applications: transport platforms	x		x	x	x											
Reefer carriers, floors	x															
OTHERS																
Ice-hockey rinks			x							x						
Tables for table tennis	x		x						x					x		
Traffic signs and notices									x							
Billboards									x	x				x		
Foodstuffs industry applications																
• buildings			x	x	x				x	x						
• shelf boards			x	x						x						
• packages			x	x						x						
• hygienic surfaces										x						
Packaging applications	x	x	x							x				x		
Die boards	x		x							x	x					
Playground equipment			x							x	x					
Toys	x		x							x	x					
Furniture	x		x							x	x					
Hobby work tables	x		x							x	x					


Finnforest plywoods




Deck 120




Deck 120



Deck 220



Diamond



Form 120



Form 120




Form 120



Form 170



Form 220



Form 440



Floor 700



Laser




Ply



SP



Spruce




Top



Sonex



Matt



Freight



Ultra



MDO

ONLY PART OF OUR PRODUCT RANGE

finnforest

METSÄLIITTO COOPERATIVE

Finnforest, Plywood Sales

Askonkatu 4

FI-15100 LAHTI, FINLAND

tel. +358 1046 50499

fax +358 1046 50490

www.finnforest.com

For further information please contact Finnforest sales and distribution network www.finnforest.com.
Finnforest reserves the right to change the range without notice.



PEFC™

PEFC/02-34-07
Promoting Sustainable Forest Management -
For more info: www.pefc.org